



KABACADEMY SELF STUDIES

Ideas




FACTS

- Our target group (99%) is constituted from old, young, wise, stupid, poor, rich, etc. people; meaning they are completely different and feel addressed by different things
- Everybody wants to be self determined; concerning information about Kabbala and study-options they want to determine, when, with who, how long, how often and what they want to delve in
- So weekly online courses at a fix time are certainly necessary but should be accomplished by a bunch of other course/study options
- Additionally Online courses need specific resources (teachers, support-team, technic must work properly etc, while offline/selfstudy courses can be prepared conveniently in advance

GOALS

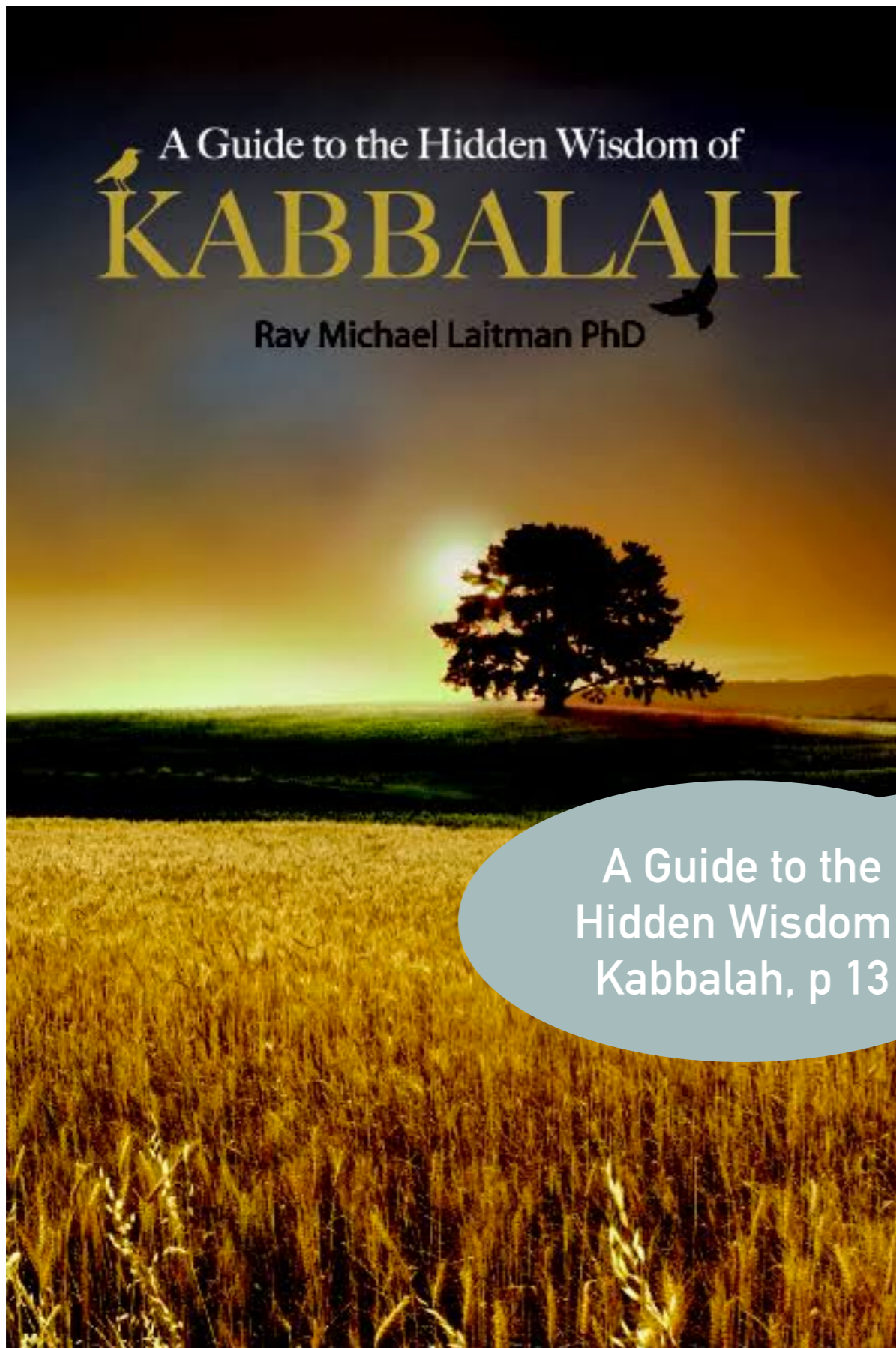
- By using different types of self study materiel and introducing different instructors/friends/teams who present it we want to increase our BB-education-portfolio
- By allowing experienced students to prepare courses (not only the „heads“ and „leaders“) our friends feel motivated to do so
- Groups and Tens should be be integrated in this process and adopt different roles - this can reduce our HR-Problem
- As the 99% can study at their own rhythm also we should be able to work at our own rhythm/desire.



POSSIBLE STRUCTURE OF A SELFSTUDY COURSE

there may be much more..

- A Self Study Course should consist of 3 to 15 lessons
- A Lesson should not last longer than 5 to 25 minutes
- To present the topic different „media“ should be used to provide a bunch of options to approach it
 1. Media: video clip, audio clip, drawing
 2. Sources: authentic article fitting to the topic
 3. Summary
 4. Lesson can be accomplished with additional inspiring tidbits (like in „A Guide to the Hidden Wisdom of Kabbalah“, see next page)
- To complete the lesson examination questions can be added (it seems that people like it..)





A Guide to the Hidden Wisdom of Kabbalah, p 13


Copyrighted Material


Introduction 13


SIDEBARS
We've included five kinds of sidebars strewn throughout the text for learning and for entertainment:

Kabbalearn 
Definitions of Kabbalah terms you may not be familiar with.

 **Tidbits**
Did you know that few books about Kabbalah were written before 1980, and most were written after 2000? Check out these boxes for bits of neat stuff about Kabbalah.

Off Course 
These boxes clear up misconceptions and tip you on what to avoid as you study Kabbalah.

 **Spiritual Sparks**
Inspiring quotes and selected poems from great Kabbalists reflecting the chapter's topic of discussion.

On Course 
Useful tips for putting the points in the text into practice.

Lektionen

Kabbala enthüllt – Folge 1, Grundlagen der Kabbala

Länge: 30 Minuten  In Bearbeitung



Die Gründe, warum Kabbala „die verborgene Wissenschaft“ genannt wird. Die häufigsten Fehldarstellungen der Kabbala und warum keine dieser zutrifft. Verhüllung und Enthüllung.

Kabbala enthüllt – Folge 2, Wahrnehmung der Wirklichkeit

Länge: 30 Minuten



Unsere fünf Sinne halten uns davon ab, die wahre, ewige Wirklichkeit wahrzunehmen. Das Programm, das unsere fünf Sinne bedient, heißt „Egoismus“. Um die größere Wirklichkeit, die uns umgibt, zu kennen, müssen wir einen zusätzlichen Sinn entwickeln, den die Kabbalisten „sechsten Sinn“ nennen.

Kabbala enthüllt – Folge 3, Der Weg des Leidens und der Weg der Tora

Länge: 25 Minuten  Vollständig



Beschrieben werden die beiden Wege: Der Weg des Leidens und der Weg der Tora. Es liegt in der Hand Menschen, den Weg der Tora zu wählen, um in seiner spirituellen Entwicklung freiwillig voranzukommen und nicht durch Leiden „von hinten“ gestoßen zu werden.

Kabbala enthüllt – Folge 4, Die Kraft der Entwicklung und der Sinn des Leidens

Länge: 25 Minuten



Wir sind dazu gemacht, dem Genuss hinterher zu jagen und Leid zu vermeiden. Dies ist unsere angeborene Natur. Wir wollen immer das Angenehme und wollen stets vor dem Unangenehmen flüchten oder es vermeiden. Daher ist unser Fokus verschoben und wir sehen nicht das ganze Bild.

Kabbala enthüllt – Folge 5, Die vier Phasen des Direkten Lichts

Länge: 25 Minuten

TOPICS FOR COURSES

.....

- Explain a single article in 5 Lessons (f.i. „Freedom“ of Baal HaSulam)..
- Explanation of „Language of Branches“..
- Introduce the great Kabbalists with excerpts of their work..
- Introduce a Kabbalah Book in 5-10 Lessons (there are a lot).
- Using Tony Kosinec’s or Seth Brightman’s Courses..
- and, and, and...1000 possibilities..

NECESSARY ROLES THAT BRING A COURSE TO LIVE

- Writers of script/screenplay for one course
- People who can summarize the lesson with their own words
- Moderators/instructors/friends who perform in front of a camera and explain material in a Clip
- Searchers: find fitting Rav-quotes from morning lessons, quotes, drawings etc.
- Video-Team: Cutters/translators/Youtube uploader
- Organisers, secretaries, translators
- *Dissemination Gmar Tikkun*: Men work with women, women with men, Tens with other tens... cross country, according to their skills, desire, time for the 99% and themselves

ALSO IMPORTANT FOR SUCCESS ON THE LONG RUN

- We have to teach our friends low-threshold
- Teaching in small teams: the one who knows teaches those who don't know
- Teaching ourselves shouldn't be a big thing but must be seen as a service on our friends, the 99% and the Creator
- Similarly preparing the courses and involve everybody should be seen as such a service.



THE PROTOTYPE

How it arose

„KABBALA ENTHÜLLT“ MIT TONY KOSINEC

- Kabbala revealed in German (7 translated episodes were available, another 8 to come)
- I wrote an introduction of what people can expect to learn in this course
- To each lesson I searched for a fitting article from the sources (at least an excerpt to nail the topic down)
- In a small team we made summaries in our own words for each lesson
- I put interesting links to each lesson (f.I. a glossary)
- Some Tips I packed in an popup icon
- I added simple questions in a multiple choice style and „demanded“ 66% (similar to Austrians Doctors education; advantage: the student should therefore at least invest a certain time in the lesson to pass the exam)
- Lets have a look...

STATISTICS OF THIS COURSE

- The course is online since May 8th
- 43 people have started the course
- Ads were made by Jürgen in the online course which boosted the registration
- Students have asked questions via the commentary function
- 11 Persons have finished Lesson 1, 2 persons finished the whole Course.



VIDEOS

many people like to watch instead of read



Erläuterung (z.B. hier als Video):



Erläuterung (in diesem Beispiel als Video, kann auch ein Text sein):

